


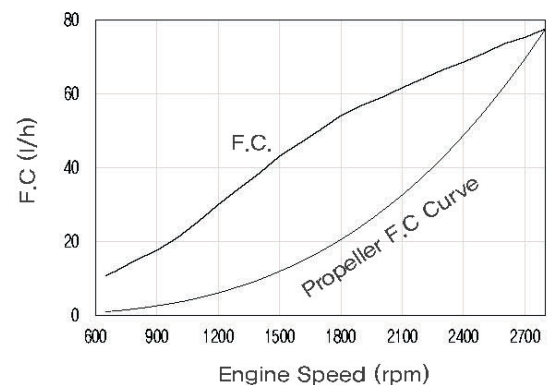
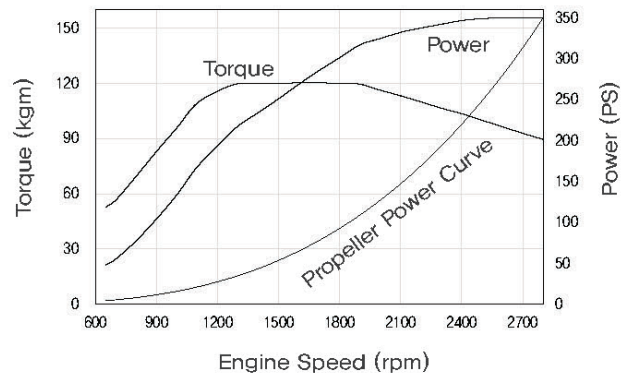
350PS

G350



Specifications

Propulsion System	Shaftdrive, Waterjet, Surfacedrive
Engine Duty Rating	Heavy Duty (S1)
Configuration	4-Stroke, 24-Valve DOHC, E-VGT with Intercooler, Water Cooling
Output [PS (kW)]	350 (257)
Rated RPM	2,800
Cylinders	In-line 6
Displacement [cc]	6,798
Bore X Stroke [mm]	107 X 126
Compression Ratio	17.5 : 1
Max. Torque	120.3 kg · m @ 1,600 rpm
Injection System	Common Rail Direct injection (CRDi) - Solenoid Injector
Alternator	24V-90A
Engine Diagnosis	YES
Max Fuel Consump.[l/h]	77.6
Dry Weight [kg]	686
Flywheel	SAE 11-1/2
Flywheel Housing	SAE 2



G350

Technical Descriptions

Engine

- 6 cylinder in-line, 24 valve OHC
- Compacted Graphic Iron block and head
- Gallery oil-cooled long lasting mono steel pistons
- Integrated water jacket
- Single serpentine belt system
- Drive belt auto tensioner

Air Inlet system

- Reusable air filter

Fuel System

- Common Rail Direct Injection (CRDI)
 - Solenoid injector with 2,000 bar
- Gear-driven fuel pump
- Electronically controlled injection timing
- Fine fuel filter and water separator

Engine Mounting

- Adjustable engine mounts (Optional)

Electrical System

- 24 volt – 70A alternator
- Auxiliary engine stop button
- Air heating system for a trouble-free cold start
- NMEA2000 Converter (Optional)

Cooling System

- Gear-driven seawater pump
- Seawater-cooled intercooler, heat exchanger
- Auxiliary connector for cabin heating
- Corrosion resistant material for seawater circuit
- Easily accessible seawater impeller pump

Lubrication System

- Easily exchangeable oil filter cartridge
- Integrated oil-cooler in cylinder block
- Closed system with forced feeding
- Eco type oil filter
- Electric oil extraction pump
- Gear drive engine oil pump

Engine Operating Indicator (EOI)

- Engine self-protection and diagnosis
- Displays CAN information
- Displays engine diagnostic error codes
- Audible alarm and control lamps
- Idle & PTO rpm adjustable switch

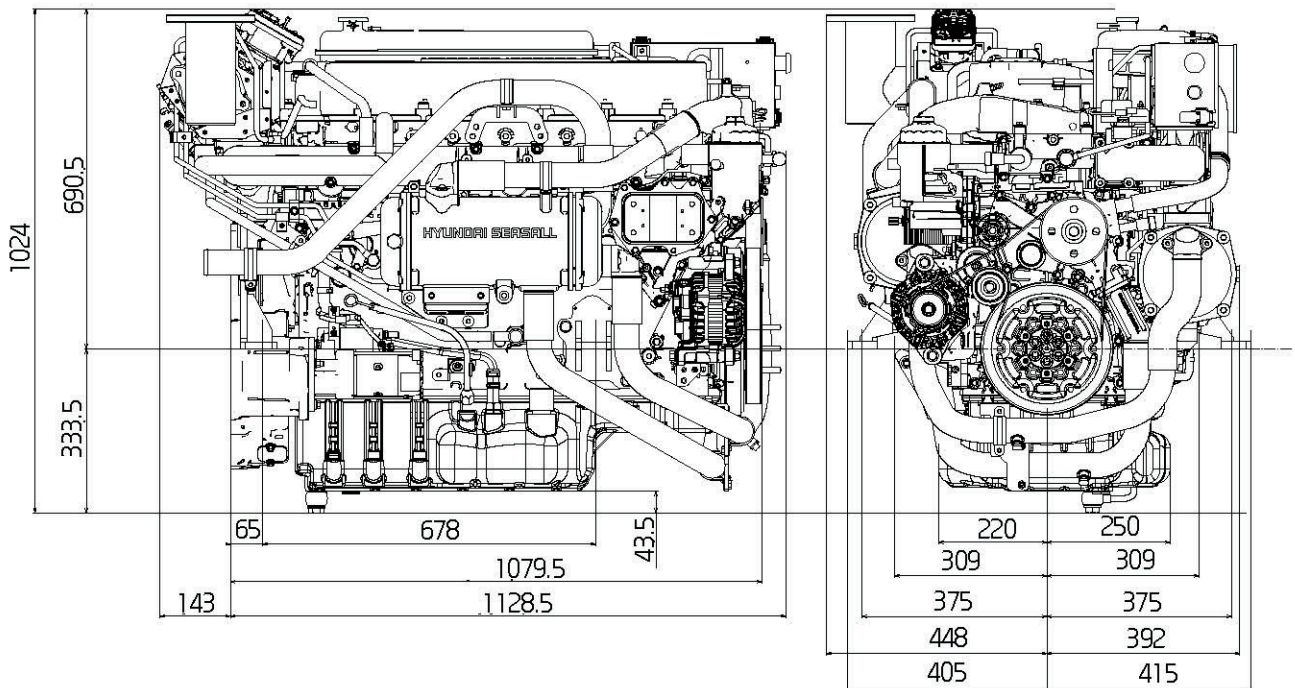
Exhaust System

- Aluminium exhaust pipe
- E-WGT (Electric Waste Gate Turbocharger)

Emissions

- IMO Tier II
- RCD II

Dimensions (mm) G350



(Homepage) (e-Catalogue)



 **HYUNDAI SEASALL**

124 Jeongoksandan-ro, Seosin-myeon, Hwaseong-si, Gyeonggi-do 18554, Korea

Tel : +82-70-8620-8033 / seasall.info@hyundai-seasall.com